



St Joseph's Catholic Academy

“TOGETHER WE GROW IN
GOD'S LOVE, LEARNING TO
BE THE BEST WE CAN BE”.

Welcome to Reception

Teacher: Miss Vivian

Teaching Assistants

AM: Mrs Edwards and Miss McCaw

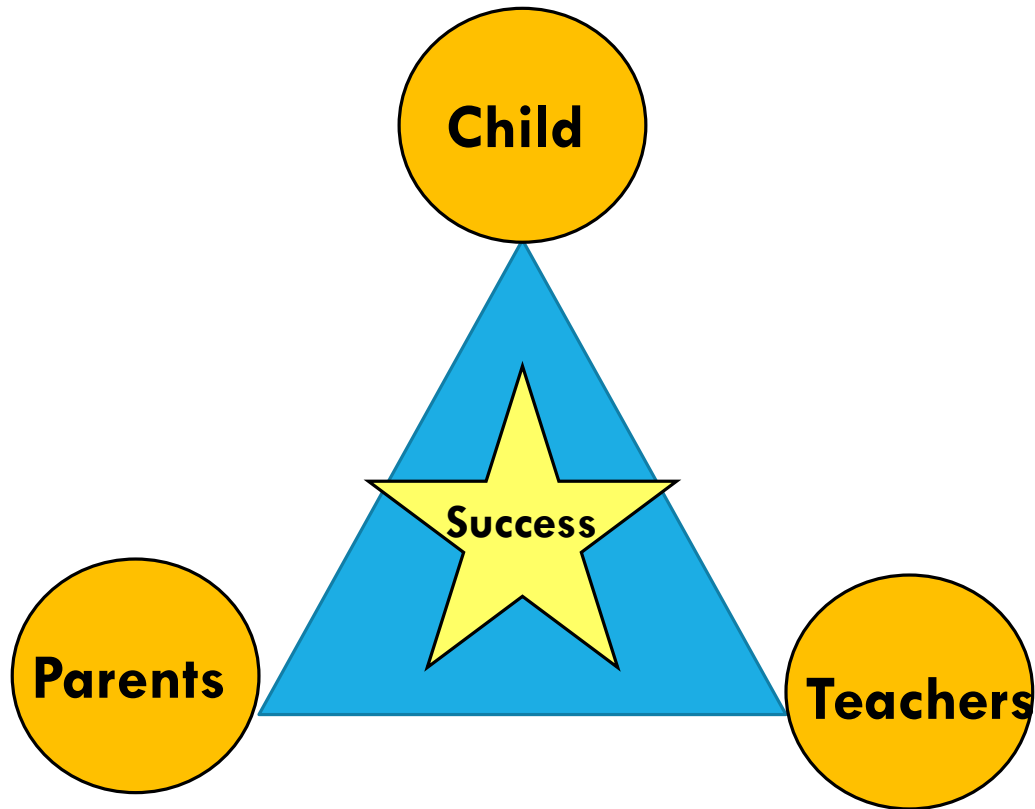
PM: Mrs Edwards, Mrs de Coning/Mrs Hacksley

About me...

I have been teaching Reception at St Joseph's for 9 years and really enjoy working with this age group. I am also the EYFS and PE subject lead within the school.

I enjoy reading and am looking forward to sharing many great books with the children this year.

Parent – Teacher partnership



You have made a positive choice in sending your child to St. Joseph's. Our commitment is to promote excellent learning and behaviour.

For your child to reach their full potential we need to work together.

Communication, consistency, collaboration.

This might mean:

- supporting the school in managing your child's behaviour.
- set a good example and promote positive behaviour at home.
- keep us informed of behaviour difficulties your child may be experiencing at home.
- inform the school of any kind of trauma which may affect your child's mental health at school.
- Contact the class teacher if you feel that your child's behaviour, in or out of school, is impacting on your child's emotional well-being.

Attendance and Punctuality

- ❖ Good attendance at school is proven to be significantly linked to progress.
- ❖ Gate opens at 8.45 and we finish at 3.15
- ❖ Soft start – activities focused on individual or class targets
- ❖ Registration is between 8:45 and 9:00
- ❖ Illness – inform school on the days of absence
- ❖ Attendance policy – leave of absence

Reception is important because...

❖ We follow the Early Years Foundation Stage curriculum which is delivered through play and encourages children's independent exploration.

❖ There are seven areas of Learning and Development:

Prime Areas:

- Personal, Social, Emotional Development
- Communication and Language
- Physical Development







Specific Areas:

- Literacy
- Mathematics
- Understanding the World
- Expressive Arts and Design



Year R Curriculum topics

<u>Autumn 1</u>	<u>Autumn 2</u>	<u>Spring 1</u>	<u>Spring 2</u>	<u>Summer 1</u>	<u>Summer 2</u>
Knowing Me, Knowing You	Can we build it?	Paws, Claws and Whiskers	The Circle of Life	Brave Knights and Fierce Dragons	Going for Gold!



Topic half term overview

You can find a topic overview on your class webpage as well as other helpful documents/links.

Reception

Home >> Children >> Class Pages >> Reception

Terms



Topic Overview



Communication and Language

Throughout the topic, children will be given the opportunity to:

- Understand how to listen carefully and why listening is important.
- Learn new vocabulary.
- Use new vocabulary through the day.

Physical Development

Body Management – Explore balance and managing own body. Able to stretch, reach, extend in a variety of ways and positions.


Develop the overall body strength, co-ordination, balance and agility needed to engage successfully with future physical education sessions and other physical disciplines including dance, gymnastics, sport and swimming.

Personal, Social and Emotional Development

- See themselves as a valuable individual.
- Build constructive and respectful relationships.
- Express their feelings and consider the feelings of others.

Year: Reception Term: Autumn 1

Knowing me, knowing you



Questions: Who's in your family? What makes a family? What's great about your family?

Literacy

During Literacy lessons using the books above, children will be given the opportunity to:

- Use some of their print and letter knowledge in their early writing. For example: writing a pretend shopping list that starts at the top of the page; writing 'm' for mummy.
- Write some or all of their name.

Maths

Throughout the topic, children will be given the opportunity to:

- Count objects, actions and sounds.
- Subitise.
- Link the number symbol (numeral) with its cardinal number value.

Understanding the World

Throughout the topic, children will be given the opportunity to:

- Talk about members of their immediate family and community.
- Name and describe people who are familiar to them.
- Explore the natural world around them (including Forest School).

RE

Domestic Church – Family: Myself
Baptism/Confirmation: Belonging

Expressive Arts and Design

Nursery rhymes
Self-portrait drawings
Family pictures

Classroom routines



Friday - PE with Joe – children wear PE kit to school



Friday - Forest School with Mrs Lacey and Mrs Edwards –
Waterproofs and wellies to be kept in school



Thursday – Home reading books returned and changed



Please make sure that your child has a water bottle and afternoon snack everyday (morning fruit is provided)



If your child has long hair, please make sure it is tied back

Please book your child's lunch in advance and let them know what they are having

If your child is being collected by someone other than yourself (and they are not on the collection sheet), please let the school office know

Please make sure that **everything** is clearly labelled































Phonics

Phonics is taught daily, generally a new sound is taught each day

- ❖ Recap sounds already learnt
- ❖ Learn a new sound
- ❖ Practice that sound
- ❖ Apply that sound

Phonics activities will be given out to help support learning at home when appropriate.




















Phase 2 sound mat

s	a	t	p	i	n	m	d	g	o
									
c	k	ck	e	u	r	h	b	f	ff
									
l	ll	ss	j	v	w	x	y	z	zz
									

Phase 2 tricky words

to	the	no
go	I	into

Phase 3 sound mat

qu	ch	sh	th	ng	ai	ee	igh	oa	oo
									
ar	or	ur	ow	oi	ear	air	ure	er	
									

Literacy

- ❖ Literacy lessons are taught through a book based approach to make it exciting and engaging.
- ❖ Reading is taught through shared and guided reading and individual reading.
- ❖ Your child will read to an adult at least once a week.

Maths

- ❖ We teach Maths using a maths mastery approach.
- ❖ We use many different games and resources to help the children develop a deep understanding of mathematical concepts.
- ❖ Maths will be taught using a combination of whole class adult input, adult led group activities and child initiated activities.
- ❖ This half term we will focus on: subitising and counting objects.

RE

- ❖ We teach RE for 10% of our timetable.
- ❖ We carry out a daily act of worship in class or during our whole school assemblies.
- ❖ We also include a morning, lunch and end of day prayer in our daily routine.
- ❖ This half term our topics are 'Myself' and 'Welcome'.

How can you help your child? Home learning.













ST JOSEPH'S HOME LEARNING GRID



Must

Can

<p>Reading</p> <p>Read 15 minutes every day with your adult.</p> <p>Listen to stories read by others.</p> 	<p>Maths</p> <p>2Dos on purple mash – set every Friday.</p> <p>And/or Practice counting in 10s Group objects round the house into groups of 10 and count them. Can use this video to help https://tinyurl.com/3x8wsjut</p> 	<p>Spelling – Challenges</p> <p>Work on your spelling bronze, silver and gold. Remember to bring them in to be tested as soon as you're done.</p> <p>Aim to complete a level over this half term.</p> 
<p>English – Create a list poem</p> <p>Create a list poem about your favourite book character. Remember you need to use adjectives, commas and the conjunction 'and.'</p> <p>Example: <u>The Witch</u></p> <p>Dark cloak for hiding, Sharp eyes for spying on Rapunzel, Cold, cruel laugh, Powerful magic And terrible curses.</p> 	<p>Year 2 Autumn 1 – Fairy Tales</p>  	<p>Geography – Making a route map.</p> <p>-Think of a journey that you have done several times (e.g. to the park, supermarket, swimming pool.) -Next time you do this journey record some of the physical and human features that you see. Create a map of the route that you took. You could add a key.</p> 
<p>RE – Retell the Noah's Ark story</p> <p>Re-read the Noah's Ark story (Genius 5-9) or https://tinyurl.com/2eh8hrt9 Retell it in your own way. You could:</p> <ul style="list-style-type: none"> -Act it out with toys -Draw it as a story map or comic strip -Verbally retell it and record yourself -Write the story or a prayer inspired by the story. 	<p>Art – fairy tale house</p> <p>Create a fairy tale house using a media you have at home. You could:</p> <ul style="list-style-type: none"> -junk model - use natural materials collected from outside -use Lego or other construction materials -use playdoh/plasticine/clay. 	<p>Science – waterproof investigation</p> <p>Can you create an experiment to test if 3 materials are waterproof? Think about:</p> <ul style="list-style-type: none"> -What materials will you use? -What equipment will you need? -What does waterproof mean? -How will you make sure it is fair? -How will you record what you found out? 

Why is it so important to read with your child?

❖ **Reading for pleasure is the single biggest indicator of a child's future success – more than their family circumstances, their parents' educational background or their income.**

-organisation for Economic Co-Operation and Development

❖ **Students are less able to learn other curricula if they do not develop sufficient reading skills by the middle of primary school.**

- [DfE (2016) DfE strategy 2015-20: World-class education and care p.24]

❖ **Children who read books often at age 10 and more than once a week at age 16 gain higher results in maths, vocabulary and spelling tests at age 16 than those who read less regularly.**

-OECD (2010) PISA 2009 Results: Learning to Learn: Student Engagement, Strategies and Practices p. 32-4]

❖ **Participation in shared reading groups is linked to enhanced relaxation, calmness, concentration, quality of life, confidence and self-esteem, as well as feelings of shared community and common purpose**

*-[Longden E., Davis P., Billington J., et al (2015) Shared Reading: Assessing the intrinsic value of a literature-based intervention *Medical Humanities*, 41 (2), pp. 113-20]*

❖ **Studies have found that reading for pleasure enhances empathy, understanding of the self, and the ability to understand one's own and others' identities.**

❖ **Studies have shown that those who read for pleasure have higher levels of self-esteem and a greater ability to cope with difficult situations. Reading for pleasure was also associated with better sleeping patterns**

[Billington, J, (2015)Reading between the Lines: the Benefits of Reading for Pleasure Quick Reads University of Liverpool]

School website

Our class page will be updated throughout the year with pictures, letters and information.



Communication

- ❖ If appropriate some messages can be given on the gate at drop off or collection time.
- ❖ Please feel free to email the office and I will call or email back as soon as possible.
- ❖ Instagram – the office will update our school Instagram with messages, reminders and any useful information.
- ❖ Newsletters/news bulletin –biweekly newsletters will keep you up to date with upcoming events and will also give you a snapshot of what has been happening in school.
- ❖ Weekly Blogs on Seesaw

Trunki



- ❖ Children in Nursery to year 4 will have the opportunity to take the class Trunki home during the school year.
- ❖ This aims to encourage reading for pleasure
- ❖ Trunki contains an exciting, age appropriate picture book
- ❖ Blanket
- ❖ Cuddly toy
- ❖ Hot chocolate
- ❖ Take Trunki home on a Friday and bring it back by the following Thursday.



Prayer Bags

- ❖ Each child will have an opportunity to take home the class prayer bag
- ❖ This contains everything you need to carry out a collective worship at home, in the same format as the children do in school
- ❖ There is an information card inside the bag and a video on our school website to guide you, if needed
<https://www.stjosephs255.herts.sch.uk/worship-at-home/>



Seesaw



Keep up to date with all your child's learning with Seesaw!

There will be a weekly blog every Friday about the learning from the week. We will also update you with anything you can discuss or practice with your child to prepare them for the week ahead.

-Make sure you have linked with your child's new class using your new log in (have already been sent home, let me know if you need another copy.)

-The children will get their logins, so they can upload things at home, later this half term.



Any
questions?
