








KS2 We have made this optional timetable for your key stage 2 child(ren). We have tried to keep it similar to what we would be doing at school, although we have added some extra brain breaks which hopefully will help whilst at home. Please don't feel pressured to stick to this, it is purely a suggestion and here to help you if you need it. If your child needs more outside time or you need them to have a little more screen time as you work - go ahead, do what you think is best and be kind to yourselves!

8.50 – 9.10	Soft start	Start the morning with some fine motor activities –Maths addition subtraction questions, times tables questions. Spellings look cover write 5 spellings a day	
9.00 – 9.30	PE	Joe wicks morning PE session https://www.youtube.com/watch?v=K6r99N3kXME New live version everyday	
9.30 - 9.35	Prayer	Sit together a read a prayer	
9.30 – 10.15	English	Discuss the English task (set by teacher). Extra/additional tasks Read the beginning of a story and write the end. Use a picture as stimulus and write a story. Create a Non- chronological report on topic of choice.	
10.15 – 10.45	Snack	Children to have snack whilst choosing an art/craft/ construction activity.	
10.45 – 11.15	Playtime	Outside activities (if you can't get out, try a 'just dance kids'/ indoor Yoga)	
11.15 – 12.00	Maths	Practice some mental maths times tables, multiplying and dividing by 10, 100, 1000 Use practical objects number lines to practice additions and subtraction. Have a go on Mathletics.	
11.45 – 12.15	Reading a book before lunch	Read together or individual reading for 20mins	
12.15 - 1.15	Lunch and playtime	Eat lunch and then outdoor activities.	
1.15 – 1.30	Meditation	Do some meditation or yoga (you can use cosmic yoga, headspace, calm or go noodle.)	
1.30 – 2.45	Wider Curriculum	Swap daily which wider curriculum subject you focus on (Geography/Science/R.E/Art/Project work.)	
2.45 – 3.15	Storytime/songs	Read a story or sing a song.	