



St Joseph's Catholic Academy

“TOGETHER WE GROW IN
GOD'S LOVE, LEARNING TO
BE THE BEST WE CAN BE”.

Welcome to Year 5

Teacher: Mrs Sopala

Teaching Assistant: Mrs Preston



About me...

Mrs Sopala

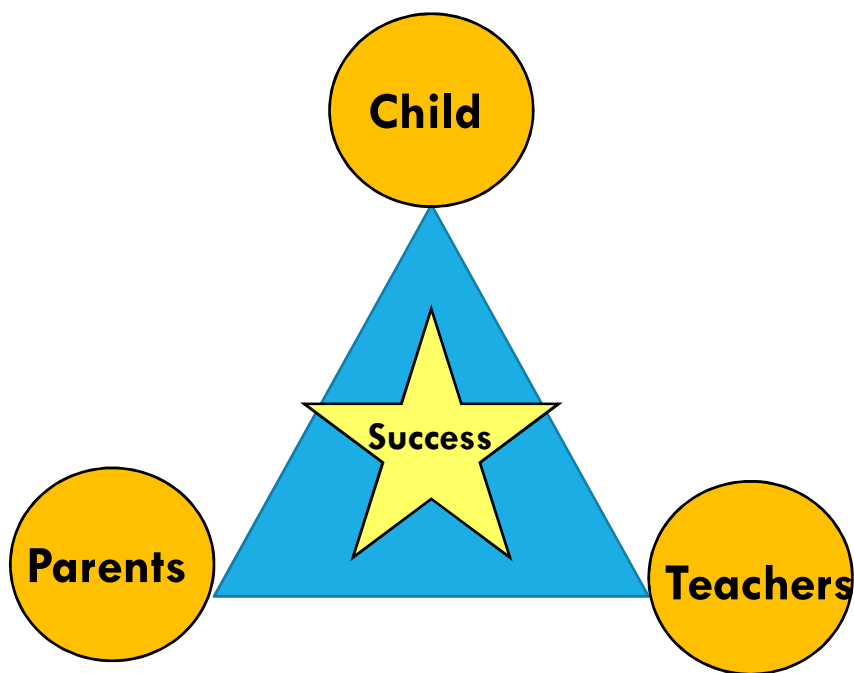
I have spent a number of years working at St Joseph's.

Having been a TA and an HLTA before teaching, I am very settled here and am loving teaching.

Both my children have passed through the school and are now thriving at Presdales.

I love to read (when I find the time), but spend a lot of my time supporting my children with their sporting endeavours.

Parent – Teacher partnership



You have made a positive choice in sending your child to St. Joseph's. Our commitment is to promote excellent learning and behaviour.

For your child to reach their full potential we need to work together.

Communication, consistency, collaboration.

This might mean:

- supporting the school in managing your child's behaviour.
- set a good example and promote positive behaviour at home.
- keep us informed of behaviour difficulties your child may be experiencing at home.
- inform the school of any kind of trauma which may affect your child's mental health at school.
- Contact the class teacher if you feel that your child's behaviour, in or out of school, is impacting on your child's emotional well-being.

Attendance and Punctuality







- ❖ Good attendance at school is proven to be significantly linked to progress.
- ❖ Gate opens at 8.45 and we finish at 3.15
- ❖ Soft start – activities focused on individual or class targets
- ❖ Registration is between 8:45 and 9:00
- ❖ Illnesses – informing school on the days of absence
- ❖ Attendance policy – leave of absence.

Year 5 is important because...

- ❖ It is a year where we embed all the knowledge learnt in lower key stages.
- ❖ This is often a year when children grow in maturity and they gain a greater independence and confidence from being given more responsibility in their learning.
- ❖ Children in Year 5 are increasingly encouraged to take responsibility for their own learning; being ready for the lessons, doing their homework, packing their school bag, remembering their PE kits. They develop and grow as a result. It is about encouraging independence in preparation for bigger things to come.

Year 5 Curriculum topics

Y5	Autumn 1	Autumn 2	Spring 1	Spring 2	Summer 1	Summer 2
	Space race – to infinity and beyond	Rainforest	Meet the Ancient Egyptians	Global citizen	Revolution	I ♥ Hertford



Topic half term overview

You can find a topic overview on your class webpage as well as other helpful documents/links.

Year 5

[Home](#) >> [Children](#) >> [Class Pages](#) >> [Year 5](#)



Topic Overview



Year: 5 Autumn 1

History

The children will learn about the history of space travel and the space race, and start to order significant events on a timeline to build up a picture of the history of space travel.
They will investigate the importance of the 1969 moon landing in the space race and learn how space exploration has been an important part of the history.

Children will understand the chronology of space travel through creating a timeline.

Science

They will describe the movement of the Earth and other planets, relative to the sun in the solar system and describe the movement of the moon relative to the Earth.
The children will understand that the Sun, Earth and Moon are approximate spherical bodies.
They will use Earth's rotation to explain day and night. They will be able to explain the apparent movement of the sun across the sky.

The children will create a fact file about our solar system to share with their Buddies.

Space Race



Wow starters: We'll understand what it would be like to go to space; the sights, sounds and feelings.
Outcome: To understand the chronology of the space race and how it relates to us.
Celebration: We will visit the STEM Discovery Centre to get our topic started.

English



The children will be preparing to write 1st person narrative about a part of our book 'Curiosity'; they will explore the text in detail including settings and character feelings. They will understand how adding a detail to expanded noun phrases will enhance their writing.
We will also read biographical accounts about significant women in the space race.

The children will write their own biographical account.

DT

The children will design, develop and make a pop-up book with a space themed story. They will understand the use of the mechanisms; levers, pop-up and sliders.

The children will produce their own pop up book with a space theme.

They will also design a stuffed toy, considering the main component shapes of their toy.
They will use a blanket stitch to join their toy together and use appliqué or decorative stitching to decorate the front of their stuffed toy.

Children will sew and embellish their stuffed toy.

Discrete subjects

- Maths – Tenths, hundredths, thousandths.
- Addition and subtraction (money)
- RE – Domestic church - family
- PE – Basketball and gymnastics
- Computing – Coding
- Spanish – Transport
- RSE – Created and loved by God

Classroom routines



Please make sure that your child has a water bottle and fruit/vegetable snack everyday.



Wednesday – swimming (PE when swimming stops)



Thursday - PE – please wear PE kit to school. Forest school – Wellies can be kept in school. Please wear school top and navy joggers/leggings to school.



Wednesday – Home reading book returned and changed.

Year 5 whole class work

❖ No hands up




❖ Sentence starters

❖ Oracy

English

- ❖ Writing is taught with a book based approach to make it exciting and engaging.
- ❖ This half term we will be focusing on using fronted adverbials and enhancing expanded noun phrases by writing narratives based on Curiosity by Markus Motum.
- ❖ Reading is taught through shared and guided reading and individual reading.
- ❖ Your child will read at least once every two weeks with an adult.

Autumn 1

	Genre features	Outcomes
Entertain (Narrative – 1 st person, setting description) (2 weeks) 	Narrative: Written from the 1 st person	-Pupils will write a short 1 st person narrative from the perspective of the rover including a setting description.
Inform (Biography) (3 weeks)  	Biography: Details of key events in a person's life, written in chronological order Includes several facts to provide the reader with real information about the person Written in third person narrative	-Pupils will research and write a biographical account about Katherine Johnson
Mixed genres 1-week Black History Month Reading and writing for pleasure Apply what they have already been taught.		

Maths

- ❖ We teach Maths using a maths mastery approach.
- ❖ We will use concrete, pictorial and abstract methods to help the children develop a deep understanding of mathematical concepts.
- ❖ Maths will be taught using a whole class adult input, including guided practice which allows children to have a go at the concept being taught with guidance from the teacher. This build's confidence and helps the teacher to assess understanding. This is followed by a mixture of independent tasks, challenges and adult led groups to consolidate understanding.
- ❖ This half term we will focus on understanding the composition and calculation of tenth, hundredths and thousandths, together with addition and subtraction (money).

RE

- ❖ We teach RE for 10% of our timetable.
- ❖ We carry out a daily act of worship in class or during our whole school assemblies.
- ❖ We also include a morning, lunch and end of day prayer in our daily routine.
- ❖ Termly liturgies will be taking place this year. The children will be inviting parent to join these.
- ❖ This half term our topic is Creation and Covenant.

How can you help your child? Home learning.

- ❖ Listen to your child read at home every day for at least 10 minutes. Also read and share books with your child.
- ❖ Look for opportunities to write for a purpose e.g. thank you cards, postcards, instructions, menus etc.

I will set:

- ❖ Maths – on purple mash once a week (2dos)
- ❖ Spelling - writing, practising spellings - via purple mash.
- ❖ Topic - purple mash if appropriate.

Why is it so important to read with your child?

❖ Reading for pleasure is the single biggest indicator of a child's future success – more than their family circumstances, their parents' educational background or their income.

-organisation for Economic Co-Operation and Development

❖ Students are less able to learn other curricula if they do not develop sufficient reading skills by the middle of primary school.

- [DfE (2016) [DfE strategy 2015-20: World-class education and care](#) p.24]

❖ Children who read books often at age 10 and more than once a week at age 16 gain **higher results** in maths, vocabulary and spelling tests at age 16 than those who read less regularly.

-OECD (2010) [PISA 2009 Results: Learning to Learn: Student Engagement, Strategies and Practices](#) p. 32-4]

❖ Participation in shared reading groups is linked to enhanced **relaxation, calmness, concentration**, quality of life, confidence and self-esteem, as well as feelings of shared community and common purpose

-[Longden E., Davis P., Billington J., et al (2015) [Shared Reading: Assessing the intrinsic value of a literature-based intervention](#) Medical Humanities, 41 (2), pp. 113-20]

❖ Studies have found that reading for pleasure enhances **empathy, understanding of the self**, and the ability to understand one's own and others' identities.





❖ Studies have shown that those who read for pleasure have higher levels of self-esteem and a **greater ability to cope with difficult situations**. Reading for pleasure was also associated with **better sleeping patterns**

[Billington, J. (2015) [Reading between the Lines: the Benefits of Reading for Pleasure](#) Quick Reads University of Liverpool]



Must

Can

<p>Reading</p> <p>Read 15 minutes minimum every day with your adult.</p> <p>Listen to stories read by others.</p>		<p>Maths</p> <p>2Dos on purple mash – set every Friday.</p> <p>And/or Practice counting ALL multiplication and related division facts to 12.</p> <p>Use YouTube multiplication songs to help e.g https://www.youtube.com/watch?v=z_BJR9rdwA</p>	<p>Spelling – Challenges</p> <p>Work on your spelling bronze, silver and gold. Remember to bring them in to be tested as soon as you're done.</p> <p>Aim to complete a level over this half term.</p> <p>Work to be secure in the Year 3/4 spelling list.</p>
<p>English</p> <p>Use year 3/4 and 5/6 statutory spelling list to investigate words.</p> <p>For example;</p> <p>Soldier <u>Definition:</u> a person who serves in an army.</p> <p><u>Synonyms:</u> warrior, fighter, servicewoman, marine, officer,</p> <p><u>Antonyms:</u> civilian</p>	<p style="text-align: center;">Year 5 Autumn 1 Space Race</p> <div style="display: flex; justify-content: space-around; align-items: center;">   </div>		<p>History - Chronology</p> <p>The Space Race</p> <p>Think about the Space Race – what it was, why it happened, who did what?</p> <p>Show the chronology of the Space Race:</p> <ul style="list-style-type: none"> -Draw it with annotation -Record it on a video -Write a report detailing when things happened -create a factual poster
<p>RE – Retell the story of Moses</p> <p>Re-read the bible passages Exodus 3:1-15, 19:3-8, 20:1-17 https://bibleproject.com/videos/exodus-1-18/ https://bibleproject.com/videos/exodus-19-40/</p> <p>Retell it in your own way. You could:</p> <ul style="list-style-type: none"> -Draw it as a story map or comic strip -Verbally retell it and record yourself -Write the story or a prayer inspired by the story. 	<p>DT – Mechanical systems</p> <p>Read a pop-up book to get some inspiration for the mechanisms you could use.</p> <p>Create a book or poster display demonstrating mechanical devices, including levers, pop-ups and sliders. Use your imagination to see if you can make something really creative.</p>		<p>Science – Solar System</p> <p>Think about everything you know about our Solar System, and discover something new too. Create a diorama of our Solar System – be as creative and ingenious as you like!</p> 

School website

Our class page will be updated throughout the year with pictures, letters and information.



Communication

- ❖ If appropriate some messages can be given on the gate at drop off or collection time.
- ❖ Please feel free to email the office and I will call you or email back as soon as possible.
- ❖ Instagram – the office will update our school Instagram with messages, reminders and any useful information.
- ❖ Newsletters/news bulletin –biweekly newsletters will keep you up to date with upcoming events and will also give you a snapshot of what has been happening in school.
- ❖ Weekly Blogs

Prayer Bags

- ❖ Each child will have an opportunity to take home the class prayer bag
- ❖ This contains everything you need to carry out a collective worship at home, in the same format as the children do in school
- ❖ There is an information card inside the bag and a video on our school website to guide you, if needed
<https://www.stjosephs255.herts.sch.uk/worship-at-home/>
- ❖ Teachers will start by sending home the bag with children who didn't get a turn last year. This is due to the prayer bags been introduced late in the year.



Weekly Blog

Keep up to date with all your child's learning with Seesaw!

There will be a weekly blog every Friday about the learning from the week. We will also update you with anything you can discuss or practice with your child to prepare them for the week ahead.

-Make sure you have linked with your child's new class using your new log in (have already been sent home, let me know if you need another copy.)

-The children will get their logins, so they can upload things at home, later this half term.



Trips

STEM Discovery Centre

Hertford Museum

British Museum (TBC)

Hertford Library

Residential - St Cassians



Any
questions?
