




Must	Can
------	-----

Reading

*Read 15 minutes minimum every day with your adult.

*Listen to stories read by others including audio books.




Maths

*2Dos on purple mash

*Practice number bonds

*ALL multiplication and division facts to 12 ideally, but focus on the specific X table sent via Seesaw each week.


(This can be TT Rockstars, flash cards, maths games or just giving your child questions to answer on the walk to school etc)



Spelling – Challenges

*Work on your spelling: bronze, silver and gold. Remember to bring them in to be tested as soon as you're done.

Aim to complete a level over this half term.



English

*Choose 5 spellings from your current level and put them into sentences ensuring you have used correct punctuation and it makes sense.

*Write a book review about a book you have read. Ask Mrs Will for a template sheet if you need one.

*Mystery story writing- Write a mystery story- consider your story opening using action, dialogue or description of setting or character. Consider your story ending- maybe end with a moral message, happy ending, surprise or cliff-hanger.

Year 4

Spring 1 – Bonjour from Paris




Geography

-A region in a European country- The Paris Basin

*Draw a map of Paris and mark on landmarks, rivers, places to visit e.g. museums, galleries etc.

*Research Paris as a city break- present your findings any way you like e.g. a leaflet, poster, PowerPoint, recorded report etc.

- Include a map
- Physical features
- Human features
- Drawings/ Photos

RE

-Branch 3- Galilee to Jerusalem

*Where is Galilee? Where is Jerusalem? Draw a map and locate them.

*What are the 8 Beatitudes? Create a poster for the working wall in the classroom.

DT

-Adapting a recipe

Can you follow a simple biscuit recipe and change one ingredient to suit your target audience eg choc chips, raisins etc

-Structures

*Design a structure/pavilion that is strong, stable and aesthetically pleasing. You could use cocktail sticks, lollipop sticks, Lego, straws etc. Share on seesaw when you have made it.

Science

-Living things and their environment

*Label the bones on a human skeleton- what can you remember from Year 3?

*Research one of the following headings and present your findings in a creative way

- Human teeth
- Human digestive system
- Food chains